

Welcome to

Nursery

Acorn Class





This meeting aims to give you the information that will make your child's time in Nursery a very happy one.

The Nursery Team

Mrs Falloon

Miss Formston

Miss Smith

Mr Grooms

Mrs Read

Marion



Our Values

Curriculum

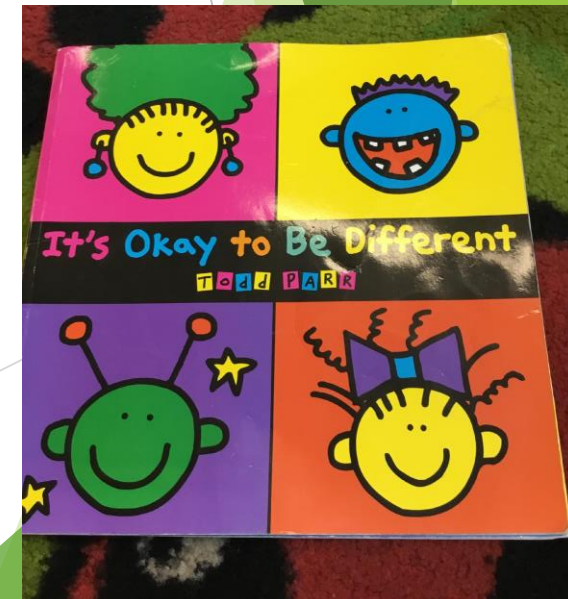
- ▶ 'Our Wonderful World'
- ▶ Curiosity, creativity, broadmindedness, responsibility, enjoying life, sense of belonging.

Behaviour

- ▶ Ready, Respectful, Safe
- ▶ Certificates
- ▶ Heart on the tree

Ethos

- ▶ No Outsiders
- ▶ No Outsider Days



Teaching and Learning

Resilient, collaborative, independent, ambitious, curious

- EYFS is built around 'Learning through Play' and child led learning
- Nursery children access free play opportunities throughout the day.
- Their play is enhanced by the adults around them, focusing on the seven key early years areas of development -

Physical

Personal, social and emotional

Communication and language

Maths

Literacy (reading, writing and phonics)

Art and design

Understanding of the world



I'm not just playing...

I'm spotting patterns.

Noticing changes.

Subitising amounts.

Counting.

Recognising digits

These all help me with early maths skills.



I'm not just playing...

I'm hearing and singing songs.

Recalling shared rhymes.

Making sense of rhythm.

Enjoying word games.

Making funny sounds with my body
and my mouth.

These all help me to become
a reader



I'm not just playing...

I'm chatting to myself, my friends and toys to help me with my listening skills.

Joining social skills for conversation.

Enjoying stories and rhyme.




I'm not just playing...

I'm working out how to construct the tallest tower whilst keeping the peace with my friend who wants to knock it down!



I'm not just playing...

I am learning to balance so that when I am older and when I am ready, I can write using my core, shoulder, arm, wrist, hand and finger strength.



Tapestry

Tapestry is our online learning journey.

We have sent out an email and you should now be able to access your child's learning journey.

We ask that you do not share any pictures on social media as there will often be other children on the photos.

Please feel free to add to the learning journey with photos of outings, family celebrations and visits.

We share these on our screen with the children and it helps with recall, sequencing and confidence.



Timetable

- ▶ Morning Session is 8.50- 11.50am. The afternoon session is 11.50-2.50pm. Reception children come in before Nursery.
- ▶ As you know we line up along the railings.
- ▶ If your child is upset when you leave please feel free to phone/text school.
- ▶ We have several short carpet sessions during the day where we may share a stories, listen to news, play listening games or look at numbers and counting.
- ▶ We also show, celebrate and talk about the work that we are excited about. Plan Do Review.
- ▶ The children have access to free play activities both inside and out and may also be encouraged to complete a more focused activity.
- ▶ We also have funky fingers, dough disco and squiggle wiggle sessions to help with our fine motor skills ready for writing.
- ▶ We have PE sessions during the week where the focus is on gross motor skills and different ways of moving and balancing.
- ▶ All of our planning is based around the seven areas of learning and we call it a learning overview, which you will receive via email.



Routines

When the children arrive in Nursery we have a self registration system which helps with counting and finding their friends.

When the children hear the bells we put one hand in the air and say team stop, ready to listen to the instructions.

We encourage the children to be as independent as possible during the day:-

- Using a knife and fork
- Toileting and hand washing
- Finding our own things
- Putting on our coats, cardigans and jumpers
- Tidying up (we have our own little song!)

Please help us by labelling all your child's belongings including lunchboxes on the outside.

Please send in a water bottle for during the day, we ask that it is just water and labelled clearly.



Snack and lunch time

- ▶ We have a selection of fruit at snack time. You can send in your own snack but we ask that it is just fruit.
- ▶ We encourage the children to be as independent as possible pouring their own drinks and taking turns to wash and dry up.
- ▶ We eat our lunch in Nursery/snack table.
- ▶ We do not encourage the sharing of food at lunch time as we have several children with severe allergies including milk and peanuts.
- ▶ We therefore ask that you do not give your child peanut butter sandwiches.



Reading

We are passionate about all children developing a love of reading.

In Nursery we

- ▶ Handle lots of books
- ▶ Read lots of stories
- ▶ Discuss the illustrations
- ▶ Verbally tell the story from the picture or props.
- ▶ Use story mountain to make up our own stories.
- ▶ Make predictions
- ▶ Read from left to right
- ▶ Encourage children to point to letters that they know
- ▶ Join in with repeated refrains




Writing in Nursery

- ▶ Encourage ANY mark making- it's NEVER just scribble. We have writing boxes in every area.
- ▶ We encourage children to write a label if they want to keep their model.
- ▶ Physical development – making the body ready to write. E.g shaving foam, play dough (Dough Disco) scarves(Squiggle Wiggle)

This is why PE, outside play and funky fingers are so important

- ▶ Marks on a paper- understanding that marks have a meaning and physically making marks
- ▶ Emergent phase – usually containing letters of their name- what does it say?
- ▶ Know their name (recognise and write)



Phonics

- ▶ In school we use RWI for our phonics.
- ▶ In Nursery don't usually start more formal phonic sessions until the summer term before the children start Reception.
- ▶ Instead we focus on
 - Nursery Rhymes
 - Listening games
 - Sharing stories
 - Speech and language
 - Vocabulary – story of the week.
 - Rhyming – Nursery Rhyme of the week.
 - Blending
 - Become familiar with the rhymes linked to the sounds.



In the summer term we begin more structured phonics sessions.

Communication

- ▶ Newsletter every Monday (Nursery) and Friday (whole school)
- ▶ Parents meetings
- ▶ Twitter
- ▶ Tapestry (EYFS)
- ▶ Email admin@childerthornton.cheshire.sch.uk
- ▶ Phone



What can I do to support my child at home?

- ▶ Listening walks
- ▶ Helping with independence – toileting, eating, coats and jumpers
- ▶ Encourage mark making and question them about the marks they make.
- ▶ Read stories and poems at home, talk about them and ask questions.
- ▶ Language is so important because if children can't say it, they can't write it!
- ▶ Look out for numbers in the environment, count steps/cars etc.

Thank you

The background features abstract, overlapping geometric shapes in various shades of green, ranging from light lime to dark forest green. These shapes are primarily located on the right side of the frame, creating a modern, layered effect against the white background.